




International Orientation

Fall 2018

Safety & Security



Safety Tips

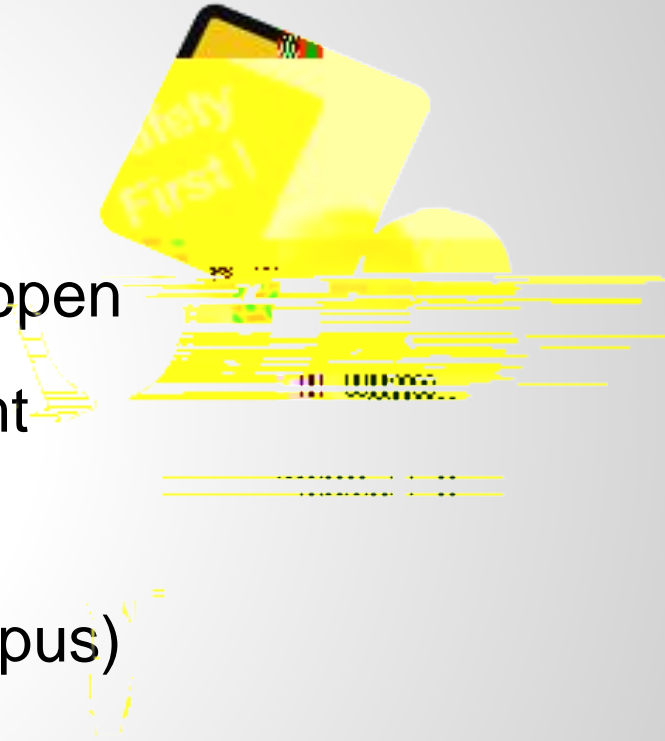
Lock doors at all times

Don't leave residence hall entrances open

Be aware of your surroundings at night

Report crime/suspicious activities

Security escorts available (within campus)



Alcohol & Drug Use Policies

Smoking Policy

Florida Tech complies with the “*Florida Clean Indoor Air Act*”

Smoking is prohibited inside all buildings

Parking Regulations

All motorized vehicles used on university property must be registered

Greyhound


Best known for travelling interstate or out of state

Places like Miami, Ft. Lauderdale, Tampa etc. are relatively inexpensive

Tickets can be purchased at:

<http://www.greyhound.com>

(321) 723-4323



Taxi/Cabs (More Expensive Option)

America Cab: (321) 725-2222

Top City Taxi: (321) 557-0864


Call A Cab: (321) 733-0700

Brevard Yellow Cab: (321) 723-1234

Brevard Checker Taxi: (321) 676-7000

Patrick Taxi: (321) 777-7000

Uber, Lyft-Phone apps



Bicycle Rentals on Campus

Bike Rentals organized by the Student Government Association (SGA)

FREE Rentals but student will need to sign a short (two week) agreement prior to bike rental



Email your request to fltechsga@gmail.com

SGA office location: Evans Hall




Carpooling

We recommend carpooling with a friend/ floormate/ roommate who has a car



Driver's License

How to get one in the U.S




Already have an International License?

Call the DMV or schedule your appointment online

Take your:

- Passport
- I-94 (printed out)
- I-20
- International driver's license
- Two proofs of residence
- Social security card (if applicable)
- Cash for the fee



Theory Test

Test covers rules and regulations of driving in U.S (50 questions)

Must Get 80% or higher to pass test

Books and online resources available to prepare



Road Test

After passing the theory test you must pass the road test

You will need a vehicle with which to take the road test

The owner of the vehicle must accompany you to the DMV and provide proof of registration and insurance

First stage involves maneuvers such as parallel parking and driving in reverse

Second stage consists of a short drive on the roads around the DMV




Don't have a License?

You must complete an online substance abuse course

Get a driving permit

You will then exchange the certificate and need to pass the written test to get your driving permit

A driving permit is **NOT** the same as a driver's license



Learning/practicing your driving

When learning to drive you must have a person over 21 with valid license in the car with you

Drivers school learning also available

Getting a license

You can take the road test whenever you feel ready

Call the DMV and make an appointment for the road test

DMV's nearby

Melbourne

1515 Sarno Road 32935

(321) 264-6935


Palm Bay

450 Cogan Drive SE 32908

(321) 264-6935

A full list can be found at:

www.flhsmv.gov/offices/brevard.html

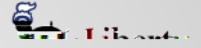


Transportation:

With A Car

Buy a Vehicle

Car Insurance



Several available options:

Geico: www.geico.com

Progressive: www.progressive.com

Allstate: www.allstate.com

Avoid super cheap non-reputable car insurance companies

Keep car in good shape (check brakes, oil, coolant)

Rent a Vehicle

Some of the car rental options are:

Enterprise: <http://www.enterprise.com>

Hertz: <https://www.hertz.com>

Avis: <http://www.avis.com>

Requirements:

Minimum age: 20 (Hertz) & 21 (others)

Credit card/debit card

Driver's license

Use your own car insurance or purchase renter's insurance from the rental agency



Technology



Internet: Connecting

You must register your device to access internet on campus

Register at: <https://gatekeeper.fit.edu/clientreg/>

You will need:

- To connect to the network on campus
- Your tracks account
- Your device's MAC address



Canvas



FIT uses a Portal system called Canvas. Everyone can access it using their Tracks Account

Allows you to:

- Contact your professor, GSA and classmates
- Find materials and resources by course
- Submit Labs and assignments
- Check your grades for assignments and labs

Link: <https://fit.instructure.com/> or canvas.fit.edu

Forums

FIT also uses an e-mail forum for communication and networking

Instructions:

Go to <https://lists.fit.edu/sympa>


Sign in using your Tracks account

Search for clubs/organizations/mailing lists

Click subscribe



Key Card Access



Labs and buildings like the Engineering Complex are locked at 8pm on weekdays and all day on weekends
To access these places you must apply for key card access & renew each semester:


Go to: <https://campus.fit.edu/doors>

Log in using your Tracks account

Click Request Access on the navigation bar

Select the building and room

Wait for approval



Cellphones

Prepaid & Postpaid choices available

Plans differ for calls, texts & data


Major providers include:

AT&T

Sprint

Verizon

Bank Accounts



What to Bring


For a checking/saving account:

Student ID Card

Passport

I-20

Money to Deposit



You need a SSN to apply for a Credit card but not a Debit card

Transferring funds

Each bank has different methods. Discuss the best option with a bank representative

Some ways:

- Traveler's Checks
- Bank Checks
- Wire Transfer from home bank to US bank

Want this presentation?

Get this presentation and much more

Any Questions?

Thank you for listening
This presentation will be available online

